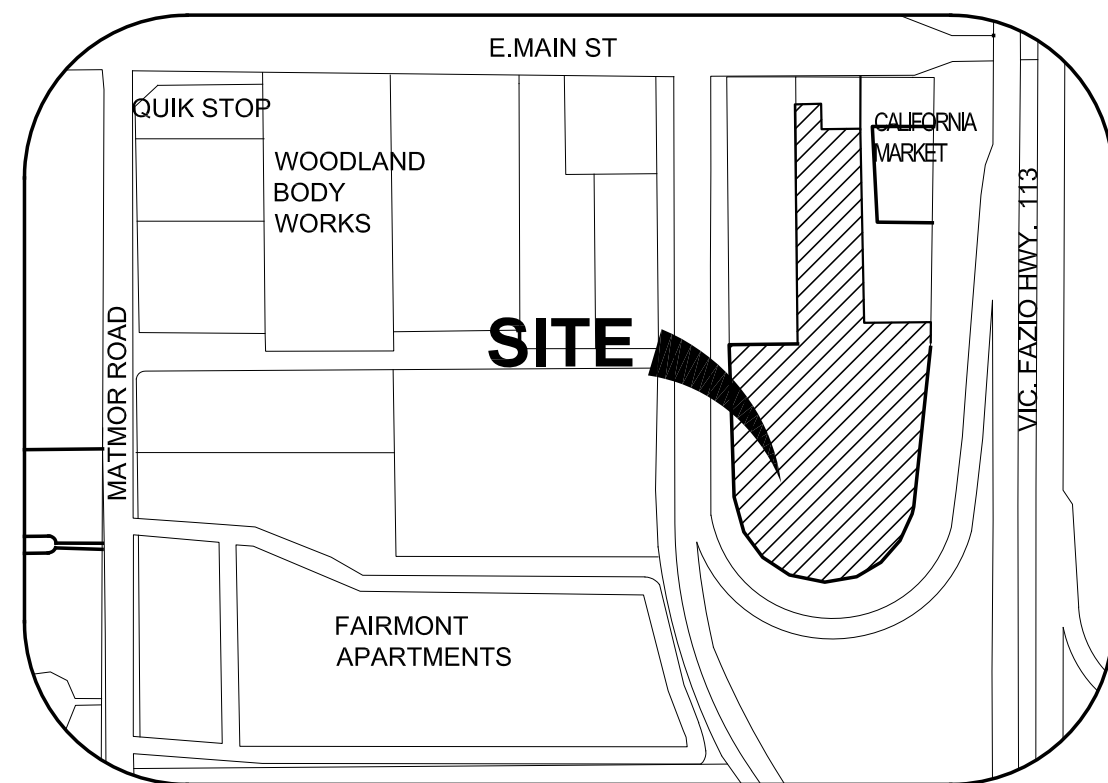
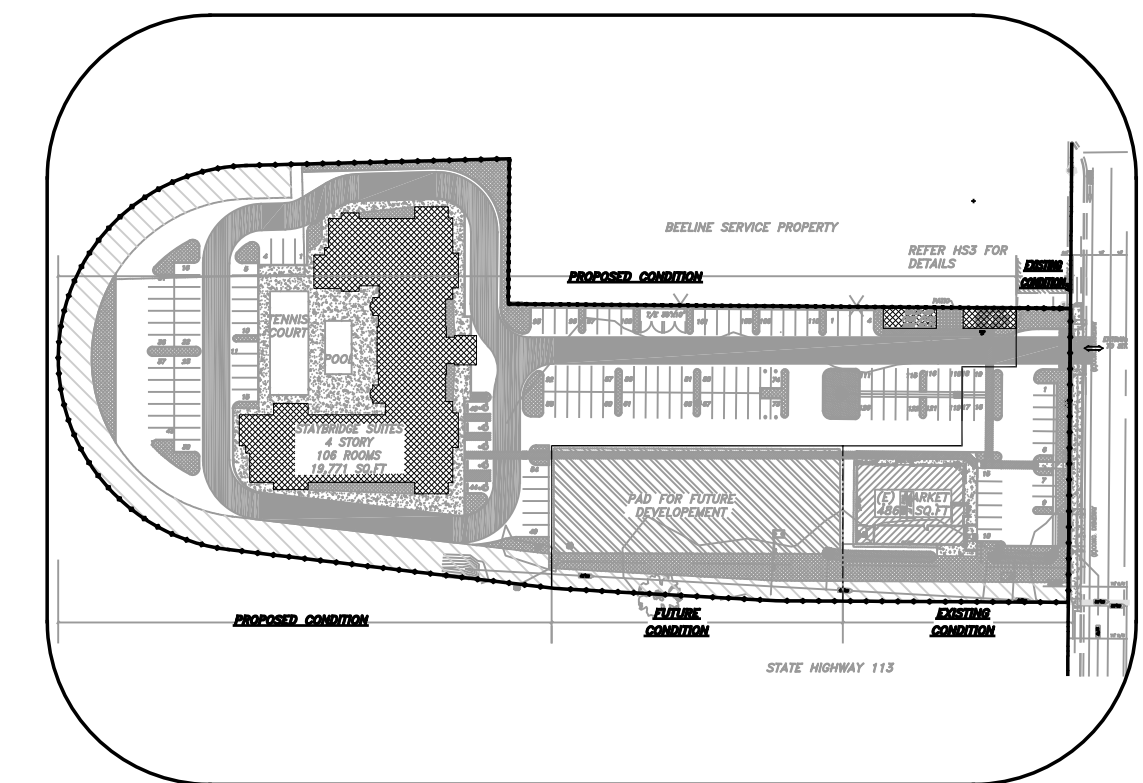


# CONDITIONAL USE PERMIT & SITE PLAN DESIGN REVIEW FOR EXTENDED STAY HOTEL (4 STORY) & WALK-UP FAST FOOD KIOSKS (1 STORY) ONE THIRTEEN-MAIN PLAZA 1490 EAST MAIN STREET WOODLAND, CA 95776 AREA - 3.05 ACRES APN #066-030-54 & 55(PORITION)



VICINITY MAP  
SCALE:- N.T.S.



KEY MAP  
SCALE:- N.T.S.

### PROJECT CONTACTS

#### OWNER

SAH GROUP, INC  
1731 RESEARCH PARK DRIVE, SUITE 101  
DAVIS, CA 95618  
CONTACT:-  
RAM SAH  
PHONE:- (530) 409-5167  
EMail:-ramsah@sahgroupinc.com

#### CONSULTANT (PLANNING & DESIGN)

CONTINENTAL DEVELOPMENT CONSULTANTS, INC.  
7473 W LAKE MEAD BLVD., SUITE 100,  
LAS VEGAS, NV 89128  
CONTACT:-  
TONY SINGH  
PHONE:- (702) 287-0347  
EMail:- tony@continentaldc.com

### PROJECT DATA

#### A. JOB INFORMATION

I. PROJECT NAME: ONE THIRTEEN - MAIN PLAZA  
II. PROJECT LOCATION: 1490 EAST MAIN STREET WOODLAND CA 95776  
III. JURISDICTION: CITY OF WOODLAND  
IV. ASSESSOR'S PARCEL NUMBERS: #066-030-54 & 55 (PORTION)  
V. SITE AREA: 2.42 +/- .34 ACRES = 3.05 (1,32,938 SQ.FT.)

#### B. PLANNING INFORMATION

I. ZONING: CC (COMMUNITY COMMERCIAL)  
II. GENERAL PLAN: COMMERCIAL  
III. FAR: 0.15 - 0.5  
ALLOWABLE: 0.15 - 0.5  
PROPOSED: 0.15  
IV. SETBACKS:

	HOTEL	REQUIRED	PROPOSED
FRONT	MIN. 15 FT.	445 FT.	
REAR	3 FT.	135 FT.	
SIDE	0 FT.	0 FT.	
<b>FAST FOOD KIOSK</b>			
FRONT	MIN. 15 FT.	40 FT.	
REAR	3 FT.	460 FT.	
SIDE	0 FT.	0 FT.	

V. HEIGHTS:  
ALLOWABLE: 40'-0"  
PROPOSED:  
HOTEL: 38'-4"  
(EXCLUDING PARAPET HEIGHT)  
KIOSK: 16'-0"

#### VI. PARKING ANALYSIS : (REFER AS1)

#### VII. SITE ANALYSIS

a) SITE AREA: 3.05 ACRES (1,32,938 SQ.FT.)

IMPERVIOUS AREA	PROPOSED CONDITION (%AGE)
CONCRETE	10,460 SQ.FT (7.8%)
HOTEL PAD	19,798 SQ.FT (14.9%)
KIOSK PAD	1,500 SQ.FT (1.1%)
ASPHALT	75,389 SQ.FT (56.7%)
<b>PERVIOUS AREA</b>	
LANDSCAPING	9,578 SQ.FT (7.3%)
OPEN DRAINAGE DITCH	16,213 SQ.FT (12.2%)
<b>TOTAL AREA</b>	<b>1,32,938 SQ.FT. (3.05 ACRES) (100%)</b>

NOTE: REFER LANDSCAPING PLAN FOR PLANTING AND SHADING DETAILS

#### VIII. BUILDING ANALYSIS

**HOTEL**  
a) OCCUPANCY: R-2  
b) TYPE OF CONSTRUCTION: V B  
c) FIRE SPRINKLERS: YES  
d) STORIES: 4  
e) HEIGHT: 52'-4" (INCLUDING PARAPET)  
f) ROOMS: 106  
g) AREA:  
FIRST FLOOR: 19798 SQ.FT  
SECOND FLOOR: 19260 SQ.FT  
THIRD FLOOR: 19260 SQ.FT  
FOURTH FLOOR: 19260 SQ.FT  
TOTAL = 77578 SQ.FT

#### FAST FOOD KIOSK


a) OCCUPANCY: V B  
b) TYPE OF CONSTRUCTION: YES  
c) FIRE SPRINKLERS: YES  
d) STORIES: 1  
e) HEIGHT: 16 FT.  
f) AREA:  
KITCHEN - 1: 600 SQ.FT  
KITCHEN - 2: 600 SQ.FT  
PATIO: 300 SQ.FT

### SHEET INDEX

- CS1 COVER SHEET
- AS1 SITE PLAN
- L1 LANDSCAPE PLAN
- HOTEL**
- HF1.1 FIRST FLOOR PLAN
- HF1.2 SECOND FLOOR PLAN
- HF1.3 THIRD FLOOR PLAN
- HF1.4 FOURTH FLOOR PLAN
- HE2.1 HOTEL ELEVATIONS
- HE2.2 HOTEL ELEVATIONS
- HS3 DOOR & WINDOW SCHEDULE
- FAST FOOD KIOSK**
- KS-1 KIOSKS - FLOOR PLAN & ELEVATIONS

REVISIONS:	REVISION	ISSUE	DATED

**Continental Development Consultants, Inc.**  
7473 W Lake Mead Blvd. Ste 100, Las Vegas, NV 89128  
Phone (702)287-0347- FAX (702)664-6237  
Email: Contact @ continentaldc.com  
Civil Engineering Land Planning and Zoning Entitlements  
Building Design and Improvements Construction Consulting



### COVER SHEET

ONE THIRTEEN - MAIN PLAZA  
1490 EAST MAIN STREET  
WOODLAND, CA 95776

TITLE PROJECT

DATE: 05/22/2018  
JOB: RS-WL-01  
DWG BY: DV  
CKD BY: SPK

**CS1**